



PHILADELPHIA PERFORMING ARTS: A STRING THEORY CHARTER SCHOOL

2021-22 SCHOOL PROGRESS REPORT ON EDUCATION AND EQUITY

School Code | 3336 Sector | Charter Network | Charters
Principal Name | Angela Puleio
Address | 2600 S Broad St
Phone | 215-551-4000 Website | stringtheorieschools.org
Report Type | High School Grades in Report | 9-12
Admissions Category | Citywide
Turnaround Model | N/A
Receives K8 Report | Yes
Oct 1 Enrollment | 626

Student Enrollment and Demographics



- 0.3% American Indian / Alaskan Native
- 8.1% Asian
- 35.1% Black / African American
- 7.8% Hispanic / Latino
- 8.3% Multi Racial / Other
- 0.0% Native Hawaiian / Pacific Islander
- 40.3% White

627

Total Number of Students Served for 10+ Days Over the Year

21.4%

% Students with IEPs

1.6%

% English Learners

61.7%

% Economically Disadvantaged

Student Attendance

71.5%

% Students Attending at Least 95% of Instructional Days

73.2%

% Students Attending at Least 90% of Instructional Days

Score Level

Level 3

Performance

At or Above Target in **62.5 %**
5 out of 8 Eligible Metrics

Improvement

Insufficient Data for Score

Goal Performance (All Students)

GOAL 4 | % of 11th Graders Proficient on Algebra, Biology, & Literature Keystones

Score: **74.2 %**



42.5 pts above 2021-2022 target

MEETING 2026 GOAL no data prior year

GOAL 5 | % of 12th Grade Career and Technical Education (CTE) Students Meeting Industry Standards

Data Unavailable

- Meeting Target
- Not Meeting Target

Performance

Improvement

Level

American Indian / Alaskan Native

Insufficient Data for Score

Insufficient Data for Score

Asian

Insufficient Data for Score

Insufficient Data for Score

Black / African American

Insufficient Data for Score

Insufficient Data for Score

Hispanic / Latino

Insufficient Data for Score

Insufficient Data for Score

Multi Racial / Other

Insufficient Data for Score

Insufficient Data for Score

Native Hawaiian / Pacific Islander

Insufficient Data for Score

Insufficient Data for Score

White

Insufficient Data for Score

Insufficient Data for Score

English Learners

Insufficient Data for Score

Insufficient Data for Score

Students with IEPs

Insufficient Data for Score

Insufficient Data for Score

Economically Disadvantaged

Insufficient Data for Score

Insufficient Data for Score

College & Career: Every Student Graduates Ready for College and Careers

Goal 4 - Keystone Proficiency

School Code | 3336 School Name | Philadelphia Performing Arts: A String Theory Charter School

Goal 4: The percentage of students who are proficient on all three state high school assessments (Algebra, Literature, and Biology) by the end of their 11th grade year will grow from 26.1% in August 2019 to 52.0% by August 2026.

% of 11th Graders Proficient on Algebra, Biology, & Literature Keystones

All Students, 182 students

Score: 74.2 %



2021-2022 Target: 31.7 %

42.5 pts above target

2025-2026 Goal: 52.0 %

22.2 pts above target



American Indian / Alaskan Native

Insufficient Sample

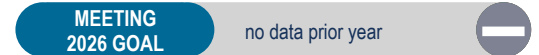
Asian

Insufficient Sample

Black / African American, 71 students

Score: 64.8 %

33.1 pts above target



Hispanic / Latino

Insufficient Sample

Multi Racial / Other

Insufficient Sample

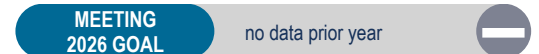
Native Hawaiian / Pacific Islander

Insufficient Sample

White, 64 students

Score: 78.1 %

46.4 pts above target



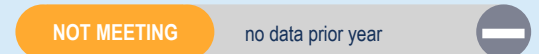
English Learners

Insufficient Sample

Students with IEPs, 34 students

Score: 23.5 %

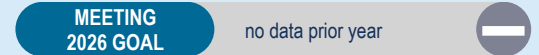
-8.2 pts from target



Economically Disadvantaged, 110 students

Score: 74.6 %

42.9 pts above target



- Meeting Target
- Not Meeting Target

College & Career: Every Student Graduates Ready for College and Careers

Goal 5 - Career and Technical Education

Graduation and College Readiness

School Code | 3336 School Name | Philadelphia Performing Arts: A String Theory Charter School

Goal 5: The percentage of Career and Technical Education (CTE) students who pass an industry standards-based competency assessment by the end of their 12th grade year will grow from 54.5% in August 2019 to 80.0% in August 2026.

% of 12th Grade CTE Students Meeting Industry Standards

All Students

Data Unavailable

AP, IB, or Dual Enrollment Course Metrics

11.8 %

% of Students Meeting Standard on AP Exam, on IB Exam, or in Dual Enrollment Course by End of 12th Grade

9.2 %

% of Students Participating in but Not Meeting Standard on AP Exam, IB Exam, or Dual Enrollment Course by the End of 12th Grade

79.1 %

% of Students Not Participating in AP Exam, IB Exam, or Dual Enrollment Course by the End of 12th Grade

Other Key Metrics

88.5 %

Ninth-Grade On-Track Rate

64.9 %

First-Fall Matriculation

68.6 %

% of Students Completing the FAFSA by End of 12th Grade

- Meeting Target
- Not Meeting Target

College & Career: Every Student Graduates Ready for College and Careers

Graduation and College Readiness

School Code | 3336 School Name | Philadelphia Performing Arts: A String Theory Charter School

Four-Year Cohort Graduation Rate

All Students, 153 students

Score: 96.7 %



2021-2022 Target: 87.7 %
9.0 pts above target

2025-2026 Goal: 90.0 %
6.7 pts above target



- Meeting Target
- Not Meeting Target

American Indian / Alaskan Native

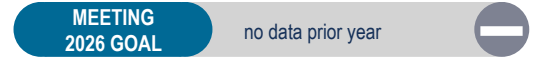
Insufficient Sample

Asian

Insufficient Sample

Black / African American, 45 students

Score: 95.6 %
7.9 pts above target



Hispanic / Latino

Insufficient Sample

Multi Racial / Other

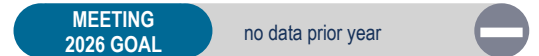
Insufficient Sample

Native Hawaiian / Pacific Islander

Insufficient Sample

White, 74 students

Score: 98.7 %
11.0 pts above target

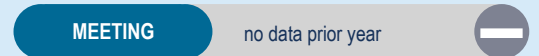


English Learners

Insufficient Sample

Students with IEPs, 27 students

Score: 88.9 %
1.2 pts above target



Economically Disadvantaged

Insufficient Sample

College & Career: Every Student Graduates Ready for College and Careers

Graduation and College Readiness

School Code | 3336 School Name | Philadelphia Performing Arts: A String Theory Charter School

Four-Year Cohort Drop-Out Rate

All Students

3 out of 153 students

Score: 2.0%

American Indian / Alaskan Native

Insufficient Sample

Asian

Insufficient Sample

Black / African American

2 out of 45 students

Score: 4.4%

Hispanic / Latino

Insufficient Sample

Multi Racial / Other

Insufficient Sample

Native Hawaiian / Pacific Islander

Insufficient Sample

White

1 out of 74 students

Score: 1.4%

English Learners

Insufficient Sample

Students with IEPs

2 out of 27 students

Score: 7.4%

Economically Disadvantaged

Insufficient Sample

Four-Year Cohort Continuation Rate

All Students

2 out of 153 students

Score: 1.3%

American Indian / Alaskan Native

Insufficient Sample

Asian

Insufficient Sample

Black / African American

0 out of 45 students

Score: 0.0%

Hispanic / Latino

Insufficient Sample

Multi Racial / Other

Insufficient Sample

Native Hawaiian / Pacific Islander

Insufficient Sample

White

0 out of 74 students

Score: 0.0%

English Learners

Insufficient Sample

Students with IEPs

1 out of 27 students

Score: 3.7%

Economically Disadvantaged

Insufficient Sample

Climate, Culture & Opportunity

Guardrail 1 - Welcoming and Supportive Schools

School Code | 3336 School Name | Philadelphia Performing Arts: A String Theory Charter School

Guardrail 1: Every school will be a safe, welcoming and healthy place where our students, staff and community want to be and learn each day. This means that our schools will be: 1) environmentally safe and clean; and 2) spaces with inclusive climates that provide students with access to robust social, emotional, and mental health supports.

School Climate Score

Score: 7.3



2021-2022 Target: 7.0
0.3 pts above target

2025-2026 Goal: 7.0
0.3 pts above target



School Climate Survey

7.2/10
Student Rating

9.0/10
Parent Rating

6.8/10
Teacher Rating

School Instruction Score

Score: 7.6



2021-2022 Target: 8.0
-0.4 pts from target

2025-2026 Goal: 8.0
-0.4 pts from target



School Instruction Survey

8.2/10
Student Rating

7.5/10
Parent Rating

7.1/10
Teacher Rating

- Meeting Target
- Not Meeting Target

 **Not Applicable**



School Has at Least 2 Behavioral/Mental Health Support FTEs per 500 Students

Climate, Culture & Opportunity

Guardrail 1 - Welcoming and Supportive Schools

School Code | 3336 School Name | Philadelphia Performing Arts: A String Theory Charter School

Guardrail 1: Every school will be a safe, welcoming and healthy place where our students, staff and community want to be and learn each day. This means that our schools will be: 1) environmentally safe and clean; and 2) spaces with inclusive climates that provide students with access to robust social, emotional, and mental health supports.

% of Students Attending at Least 95% of Instructional Days	% of Students Attending	
<p>All Students: 627 Students</p> <p style="text-align: center;">Score: 71.5 %</p>  <p>2021-2022 Target: 52.9 % <i>18.6 pts above target</i></p> <p>2025-2026 Goal: 60.0 % <i>11.5 pts above target</i></p> <p>MEETING 2026 GOAL (blue circle) no data prior year (grey circle with minus)</p>	<p>Greater Than 95% of Instructional Days 71.5 %</p>	<p>90-95% of Instructional Days 1.8 %</p>
<p>All Students: 627 Students</p> <p style="text-align: center;">Score: 73.2 %</p>  <p>2021-2022 Target: 82.3 % <i>-9.1 pts from target</i></p> <p>2025-2026 Goal: 94.0 % <i>-20.8 pts from target</i></p> <p>NOT MEETING (orange circle) no data prior year (grey circle with minus)</p>	<p style="text-align: center;">Additional Metrics</p>	
	<p>Not Applicable</p> <p><i>% of Teachers Attending at Least 95% of Work Days (Cumulative)</i></p> <p>Not Applicable</p> <p><i>% of Teachers Receiving a Proficient MMS Rating</i></p>	<p>Not Applicable</p> <p><i>Teacher Annual Retention</i></p> <p>Not Applicable</p> <p><i>% of Teachers Receiving a Distinguished MMS Rating</i></p>

- Meeting Target
- Not Meeting Target

Climate, Culture & Opportunity

Guardrail 2 - Enriching and Well-rounded School Experiences

Guardrail 3 - Partnering with Parents / Family Members

School Code | 3336 School Name | Philadelphia Performing Arts: A String Theory Charter School

Guardrail 2: Every student will have a well-rounded education with co-curricular opportunities, including arts and athletics, integrated into the school experience.

Guardrail 3: Every parent and guardian will be welcomed and encouraged to be partners in their child's school community.

% of Students Participating in Co-Curricular / Athletics Activities

*% of Students
Participating in Co-
Curricular / Athletics
Activities*

Data Unavailable

School Relationship Score

Score: 7.8



2021-2022 Target: 8.0

-0.2 pts from target

NOT MEETING

no data prior year



Additional Metrics

Not Applicable



School Has a SAC/Parent Advisory Group

Not Applicable



School Has a SAC/Parent Advisory Group That Meets Regularly

Not Applicable



Number of SAC/Parent Advisory Group Meetings

- Meeting Target
- Not Meeting Target

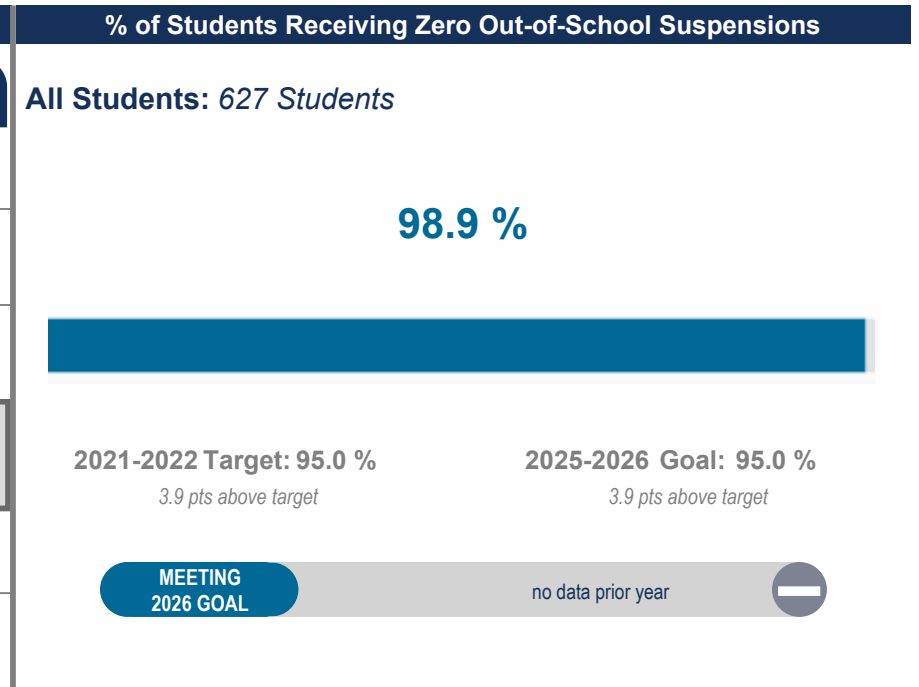
Climate, Culture & Opportunity

Guardrail 4 - Addressing Racist Practices

School Code | 3336 School Name | Philadelphia Performing Arts: A String Theory Charter School

Guardrail 4: Our students' potential will not be limited by practices that perpetuate systemic racism and hinder student achievement.

Suspension Disproportionality		
	% of Enrollment (Total Enrollment)	% of Suspensions Given to Each Subgroup
All Students	(626)	
American Indian / Alaskan Native	0.3 % (2)	0.0 %
Asian	8.2 % (51)	12.5 %
Black / African American	35.1 % (220)	50.0 %
Hispanic / Latino	7.8 % (49)	0.0 %
Multi Racial / Other	8.3 % (52)	0.0 %
Native Hawaiian / Pacific Islander	0.0 % (0)	0.0 %
White	40.3 % (252)	37.5 %
English Learners	1.6 % (10)	0.0 %
Students with IEPs	21.4 % (134)	37.5 %
Economically Disadvantaged	61.7 % (386)	87.5 %



Disproportionality in AP, IB, and Dual Enrollment Courses

All Students	Black / African American	Hispanic / Latino
22.2 %	13.3 %	23.1 %

- Meeting Target
- Not Meeting Target